

WARRANTY & MAINTENANCE GUIDE



what moves you

00505-13WMG-FRS

©2012 Scion, a marque of Toyota Motor Sales, U.S.A., Inc.
Printed in U.S.A. 4/12
12-TCS-05808

☐ Same owner, name and/or address has changed ☐ New owner, purchased vehicle used

☐ Same owner, additional driver who should receive product/safety updates

☐ Same owner, name and/or address has changed ☐ New owner, purchased vehicle used

☐ Same owner, additional driver who should receive product/safety updates

☐ Same owner, additional driver who should receive product/safety updates

Vehicle Identification Number (required to process change)	Mo.	Day	Year

☐ Mr. ☐ Mrs. ☐ Ms. ☐ Miss ☐ Dr.

☐ Please check the appropriate box(es) to indicate the type of company you are. (Check all that apply.)

[illegible][illegible]

E-mail address

E-mail address

what moves you

Welcome to Scion. You've joined a select group of car buyers: people who want a vehicle that sets them apart from the crowd. We created the car, but you made it your own — reflecting your life and your own sense of style.

Of course, quality and reliability are just as important as a stylish ride. After all, if the ride doesn't go, what's the point? Which is the point of Scion's excellent warranty coverage. We stand behind the quality of our vehicles. This booklet tells you just how much.

Your satisfaction is really important to us, so occasionally we may create a special policy adjustment to pay for certain repairs that are no longer covered by warranty. When we do this, we mail details to the owners we have on record. That's why it's important to send in the card at the back of this booklet if you move or if you bought your Scion from a previous owner. Just tear out the card and drop it in the mail; you don't even have to put a stamp on it.

We want you to be confident that your ride will keep you on the road — and that Scion will keep you covered when you need it. We think you'll feel pretty good about that after taking a look at this booklet. Again, welcome to Scion!

This booklet describes the terms of Scion warranty coverage as well as general owner responsibilities. The scheduled maintenance section describes your vehicle's maintenance requirements. Be sure to look it over pretty carefully, since proper maintenance is required to ensure that warranty coverage remains intact.

All the info in this booklet is the latest available at the time of publication and, with the exception of the emission control warranties, is subject to change without notice.

Scion is a marque of Toyota Motor Sales, U.S.A., Inc.

WARRANTY INFORMATION

Introduction

The Immobilizer Key	4
Transportation Assistance	6
If You Need Assistance	7
Warranty Coverages at a Glance	9

Your Warranties in Detail

General Warranty Provisions	10
New Vehicle Limited Warranty	12
Federal Emission Control Warranty	16
California Emission Control Warranty	22
Tire Limited Warranty	27

Your Responsibilities

Operation and Maintenance	28
Obtaining Warranty Service	30

MAINTENANCE INFORMATION

Introduction

The Importance of Scheduled Maintenance	31
Keep Your Ride Running	32
Maintenance & Scion Warranty Coverage	33

Maintenance Log

Using the Maintenance Log Charts	34
Scheduled Maintenance	36
Explanation of Maintenance Items	41
Vehicle Identification	44

THE NEW WORLD OF ANTI-THEFT TECHNOLOGY

This Scion vehicle may be equipped with an electronic “immobilizer” anti-theft system. When the key is inserted into the ignition switch it transmits an electronic code to an immobilizer computer. The engine will only start if the code in the key matches the code in the immobilizer. If the code does not match, the immobilizer disables the ignition and fuel systems. While an exact physical copy of the key will open the door and allow retrieval of items locked in the vehicle, it won’t start the vehicle unless the key has the same code as the immobilizer.

SECURITY

For security purposes, access to key codes and service procedures for electronically registering replacement keys is restricted. Only an Authorized Servicing Dealership* or certain bonded/registered independent locksmiths can generate replacement keys.

* For the purposes of this system, an Authorized Servicing Dealership is a Scion dealership or a Toyota dealership.

REPLACING THE KEY

Upon purchase, each vehicle should have two master keys and an aluminum tag with a key-code imprinted on it.

To generate a fully functional replacement key (one that will both open the doors and start the engine), one of the master keys is required. To make a key that will open the door for retrieval of items locked inside the vehicle, the aluminum key-code tag can be used. If a master key or the aluminum key-code tag is not available, an Authorized Servicing Dealership or certain registered locksmiths can obtain the key code from a restricted-access database. These businesses can also access a service utility to reprogram the immobilizer if all registered master keys have been lost. If an Authorized Servicing Dealership is not available, please refer to **www.aloa.org** to find a bonded/registered locksmith who performs high security key service.

KEEPING THE KEY SAFE

Replacing an immobilizer key may be costly. It is advisable to keep a spare master key and the aluminum key-code tag in a safe place. If you record the key-code in more than one place, do not record it in a way that can be easily identified and associated with the vehicle. It is wise to keep a copy of the key-code outside of the vehicle.

If the vehicle was delivered with less than two keys and the aluminum key-code tag, consider having an Authorized Servicing Dealership or a qualified independent automotive locksmith make a duplicate key before you need it.

If for some reason your ride doesn't go, and your Scion must be kept overnight for warranty-covered repairs, you are eligible for transportation assistance from Scion. The Transportation Assistance Policy applies if your car must be kept overnight for any of the following reasons:

- > The warranty repairs take more than one day to complete.
- > The warrantable condition requires extensive diagnosis.
- > The parts needed for the warranty repairs are not readily available and your car is inoperative or unsafe to drive.

The policy does not apply when the warranty repairs can be completed in one day but the car must be kept overnight due to dealer or owner scheduling conflicts.

The Transportation Assistance Policy applies for the duration of the New Vehicle Limited Warranty to all 2013 model-year Scions sold and serviced by Authorized Servicing Dealerships* in the mainland United States and Alaska.

If you need more info, please contact your Authorized Servicing Dealership.*

* For the purposes of this policy, an Authorized Servicing Dealership is a Scion dealership or a Toyota dealership.

Both Scion and your dealership want to make your Scion ownership experience easy and convenient. If you have a problem or concern — either during or after the warranty period — please take the following steps to ensure a quick response:

Step 1

Talk to a dealership manager, such as the service manager or customer relations manager. In most cases, you can reach a satisfactory solution at this step.

Step 2

If you're not happy with the solution provided by the dealership, call Scion Customer Experience at (866) 70-SCION, or (866) 707-2466.

To help everything move quickly, please have the following information at hand when you call:

- › Your Scion's vehicle identification number (located on the driver's side corner of the dashboard, under the window)
- › Current mileage on your vehicle
- › Name of your Scion dealership

A Scion customer relations representative will help you work with the dealership to find a satisfactory solution.

Step 3

If you're still not satisfied after pursuing steps 1 and 2, Scion offers additional assistance through the Dispute Settlement Program, a dispute resolution program administered by the National Center for Dispute Settlement. The purpose of this program is to resolve disputes through arbitration — a process by which two parties authorize an independent third party to hear and resolve a dispute. The program is informal and free of charge.

To request that your case be reviewed through the program, complete the customer claim form in the *Owner's Warranty Rights Notification* booklet (found in your glove box) and mail it to:

National Center for Dispute Settlement
P.O. Box 688
Mt. Clemens, MI 48046

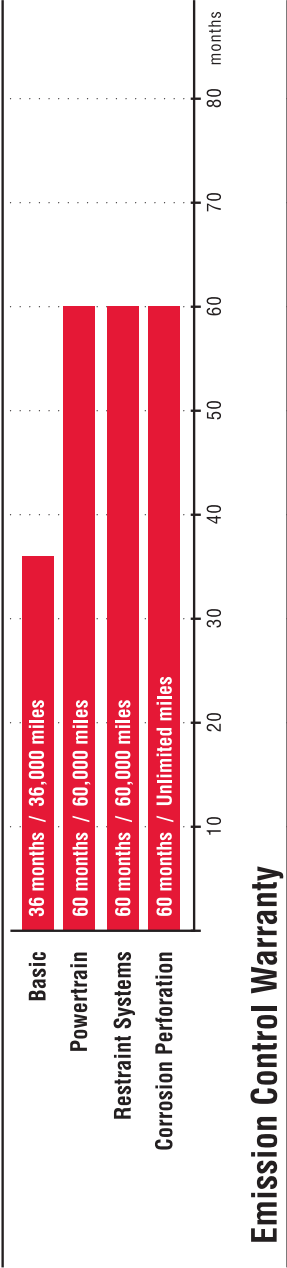
If your customer claim form is missing, call Scion Customer Experience at (866) 70-SCION, or (866) 707-2466. When you call, be sure to have your vehicle identification number, your current mileage and the names of your selling and servicing dealerships.

California residents: Scion offers you assistance through an arbitration program called the California Dispute Settlement Program (CDSP). A brochure about the program is found in your glove box. For additional information, call Scion Customer Experience at (866) 70-SCION, or (866) 707-2466. You may also contact the CDSP directly at (888) 300-6237. Failure to use the CDSP may affect your rights and remedies under California's "Lemon Laws."

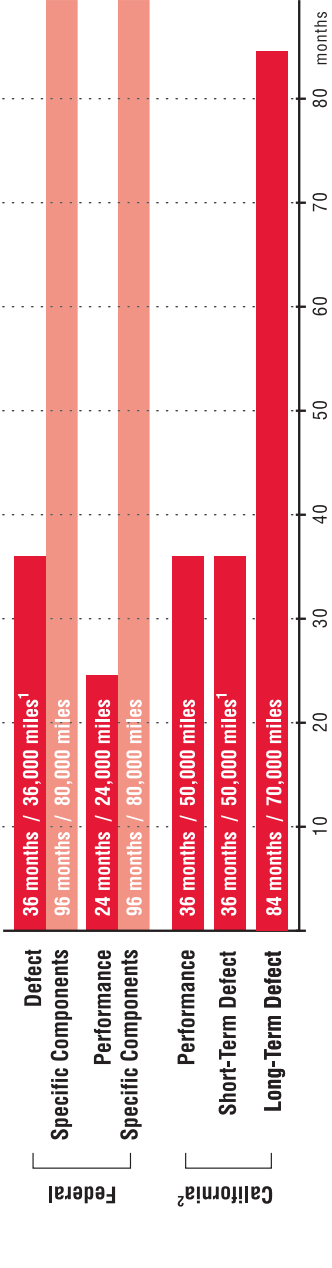
This information about the Dispute Settlement Programs is correct as of the date of printing. However, the programs may be changed without notice. For the most current information about the programs, call Scion Customer Experience at (866) 70-SCION, or (866) 707-2466.

Important: You must use the Dispute Settlement Program (or, in California, the CDSP) before seeking remedies through a court action pursuant to the Magnuson-Moss Warranty Act. You may also be required to use the Dispute Settlement Program or CDSP before seeking remedies under the "Lemon Laws" of your state. Please see the *Owner's Warranty Rights Notification* booklet for the requirements that apply to your state.

New Vehicle Limited Warranty



Emission Control Warranty



¹ Specific components may have longer coverage under terms of the Powertrain Warranty.
² Also applies to Arizona, Connecticut, Maine, Maryland, Massachusetts, New Jersey, Oregon, Pennsylvania, Rhode Island, Vermont and Washington vehicles equipped with a California Certified Emission Control System. Vehicles covered by this warranty are also covered by the Federal Emission Control Warranty.

Who Is the Warrantor

Scion is the warrantor for these limited warranties. Scion is a marque of Toyota Motor Sales, U.S.A., Inc., 19001 South Western Avenue, Torrance, California 90509-2991, a California corporation.

Which Vehicles Are Covered

These warranties apply to all 2013 model year FR-S vehicles registered and normally operated in the United States, U.S. territories and Canada. Warranty coverage is automatically transferred at no cost to subsequent vehicle owners.

Multiple Warranty Conditions

This booklet contains warranty terms and conditions that may vary depending on the part covered. A warranty for specific parts or systems, such as the Powertrain Warranty or Emission Performance Warranty, is governed by the coverage set forth in that warranty as well as the General Warranty Provisions.

When Warranty Begins

The warranty period begins on the vehicle's in-service date, which is the first date the vehicle is either delivered to an ultimate purchaser, leased, or used as a company car or demonstrator.

Repairs Made at No Charge

Repairs and adjustments covered by these warranties are made at no charge for parts and labor.

Parts Replacement

Any needed parts replacement will be made using new or remanufactured parts. The decision whether a part should be repaired or replaced will be made by the Authorized Servicing Dealership and/or Scion. Parts scheduled to be replaced as required maintenance are warranted until their first replacement only.

Authorized Servicing Dealerships

For the purposes of these limited warranties, an Authorized Servicing Dealership is a Scion dealership or a Toyota dealership.

Scion Authorized Parts and Accessories

Scion Authorized Parts are any Scion brand parts manufactured by or on behalf of Scion or Toyota Motor Corporation for use with Scion vehicles. Scion Authorized Accessories are any Scion brand accessories manufactured by or on behalf of Scion or Toyota Motor Corporation for use with Scion vehicles.

Limitations

The performance of necessary repairs and adjustments is the exclusive remedy under these warranties or any implied warranties. Scion does not authorize any person to create for it any other obligation or liability in connection with this vehicle.

Any implied warranty of merchantability or fitness for a particular purpose is limited to the duration of these written warranties.

Some states do not allow restrictions on how long an implied warranty lasts, so this limitation may not apply to you.

Your Rights Under State Law

These warranties give you specific legal rights. You may also have other rights that vary from state to state.

WHAT IS COVERED AND HOW LONG

Basic Warranty

This warranty covers repairs and adjustments needed to correct defects in materials or workmanship of any part supplied by Scion, subject to the exceptions indicated under "What Is Not Covered" on pages 13-14.

Coverage is for 36 months or 36,000 miles, whichever occurs first, with the exception of wheel alignment and wheel balancing, which are covered for 12 months or 20,000 miles, whichever occurs first.

Powertrain Warranty

This warranty covers repairs needed to correct defects in materials or workmanship of any component listed in the next two columns and supplied by Scion, subject to the exceptions indicated under "What Is Not Covered" on pages 13-14.

Coverage is for 60 months or 60,000 miles, whichever occurs first.

Engine

Cylinder block and head and all internal parts, timing gears and gaskets, timing chain/belt and cover, flywheel, valve covers, oil pan, oil pump, engine mounts, turbocharger housing and all internal parts, super charger housing and all internal parts, engine control computer, water pump, fuel pump, seals and gaskets.

Transmission and Transaxle

Case and all internal parts, torque converter, clutch cover, transmission mounts, transfer case and all internal parts, engine control computer, seals and gaskets.

Front-Wheel-Drive System

Final drive housing and all internal parts, axle shafts, drive shafts, constant velocity joints, front hub and bearings, seals and gaskets.

Rear-Wheel-Drive System

Axle housing and all internal parts, propeller shafts, U-joints, axle shafts, drive shafts, bearings, supports, seals and gaskets.

Corrosion Perforation Warranty

This warranty covers repair or replacement of any original body panel that develops perforation from corrosion (rust-through), subject to the exceptions indicated under "What Is Not Covered" on pages 13-14.

Coverage is for 60 months, regardless of mileage.

For information on how to protect your vehicle from corrosion, see the section entitled "Corrosion Prevention and Appearance Care" in the *Owner's Manual*.

Restraint Systems Warranty

This warranty covers repairs needed to correct defects in materials or workmanship of any seatbelt or air bag system supplied by Scion, subject to the exceptions indicated under "What Is Not Covered" on pages 13-14.

Coverage is for 60 months or 60,000 miles, whichever occurs first.

For vehicles sold and registered in the state of Kansas, the warranty for seatbelts and related components is 10 years, regardless of mileage.

Towing

When your vehicle is inoperable due to failure of a warranted part, towing service to the nearest Authorized Servicing Dealership is covered.

WHAT IS NOT COVERED

This warranty does not cover damage or failures resulting directly or indirectly from any of the following:

- > Fire, accidents or theft
- > Abuse or negligence
- > Misuse — for example, racing or overloading
- > Improper repairs
- > Alteration or tampering, including installation of non-Scion Authorized Accessories
- > Lack of or improper maintenance, including use of fluids other than those specified in the *Owner's Manual*
- > Installation of non-Scion Authorized Parts
- > Airborne chemicals, tree sap, road debris (including stone chips), rail dust, salt, hail, floods, wind storms, lightning and other environmental conditions
- > Water contamination

This warranty also does not cover the following:

Tires

Tires are covered by a separate warranty provided by the tire manufacturer. See page 27.

Normal Wear and Tear

Noise, vibration, cosmetic conditions and other deterioration caused by normal wear and tear.

Maintenance Expense

Normal maintenance services such as:

- › Engine tune-ups
- › Replacement of fluids and filters
- › Lubrication
- › Cleaning and polishing
- › Replacement of spark plugs and fuses
- › Replacement of worn wiper blades, brake pads/linings and clutch linings

Vehicles With Altered Odometer

Failure of a vehicle on which the odometer has been altered so that actual vehicle mileage cannot be readily determined.

Salvage or Total-Loss Vehicles

Any vehicle that has ever been issued a "salvage" title or similar title under any state's law; or has ever been declared a "total loss" or equivalent by a financial institution or insurer, such as by payment for a claim in lieu of repairs because the cost of repairs exceeded the cash value of the vehicle. This exclusion does not apply to the emission control warranties.

Incidental Damages

Incidental or consequential damages associated with a vehicle failure. Such damages include but are not limited to inconvenience; the cost of transportation, telephone calls and lodging; the loss of personal or commercial property; and the loss of pay or revenue.

Disclaimer of Extra Expenses and Damages

The performance of necessary repairs and adjustments is the exclusive remedy under this warranty or any implied warranty. Scion does not authorize any person to create for it any other obligation or liability in connection with this vehicle. Scion shall not be liable for incidental or consequential damages resulting from breach of this written warranty or any implied warranty. Any implied warranty of merchantability or fitness for a particular purpose is limited to the duration of this written warranty, except in states where this limitation is not allowed.

DISPUTE RESOLUTION

If a dispute arises regarding your warranty coverage, please follow the steps described under “If You Need Assistance” on pages 7-8. Please note that you must use the Dispute Settlement Program (or, in California, the CDSP) before seeking remedies through a court action pursuant to the Magnuson-Moss Warranty Act. You may also be required to use the Dispute Settlement Program or CDSP before seeking remedies under the “Lemon Laws” of your state. Please check the appropriate page of the *Owner’s Warranty Rights Notification* booklet (located in your glove box) for the requirements applicable to your state.

WHAT IS COVERED AND HOW LONG

Emission Defect Warranty

Scion warrants that your vehicle:

- › Was designed, built and equipped to conform at the time of sale with applicable federal emissions standards.
- › Is free from defects in materials and workmanship that may cause the vehicle to fail to meet these standards.

Federal regulations require that this warranty be in effect for two years or 24,000 miles from the vehicle's in-service date, whichever occurs first. However, under the terms of the Basic Warranty, Scion provides coverage of three years or 36,000 miles, whichever occurs first. Specific components may have longer coverage under the terms of the Powertrain Warranty. Additionally, components marked "8/80" in the parts list on pages 17–18 have coverage of eight years or 80,000 miles, whichever occurs first.

Emission Performance Warranty

Some states and localities have established vehicle inspection and maintenance (I/M) programs to encourage proper vehicle maintenance. If an EPA-approved I/M program is in force in your area, you are eligible for Emission Performance Warranty coverage.

Under the terms of the Emission Performance Warranty and federal regulations, Scion will make all necessary repairs if both of the following occur:

- › Your vehicle fails to meet applicable emissions standards as determined by an EPA-approved emissions test.
- › This failure results or will result in some penalty to you — such as a fine or denial of the right to use your vehicle — under local, state or federal law.

This warranty is in effect for two years or 24,000 miles from the vehicle's in-service date, whichever occurs first. Additionally, components marked "8/80" in the parts list on pages 17–18 have coverage of eight years or 80,000 miles, whichever occurs first.

WHAT IS NOT COVERED

These warranty obligations do not apply to failures or noncompliance caused by:

- › The use of replacement parts not certified in accordance with aftermarket parts certification regulations.
- › The use of replacement parts not equivalent in quality or design to original equipment parts.

Provisions under the “What Is Not Covered” section of the New Vehicle Limited Warranty also apply to this warranty.

WARRANTY PARTS LIST

Air/Fuel Metering System

- › Air/fuel ratio feedback control system
- › Cold-start enrichment system
- › Deceleration control system
- › Electronic fuel injection system components
 - Airflow sensor
 - Engine control module (8/80)
 - Throttle body
 - Other components

Air Induction System

- › Intake manifold and intake air surge tank

Catalyst System

- › Catalytic converter and protector (8/80)
- › Constricted fuel filler neck
- › Exhaust manifold
- › Exhaust pipe (manifold to catalyst and/or catalyst to catalyst)

Evaporative Control System

- › Charcoal canister
- › Diaphragm valve
- › Fuel filler cap
- › Fuel tank
- › Vapor liquid separator

8/80 = Covered for eight years or 80,000 miles, whichever occurs first.

FEDERAL EMISSION CONTROL WARRANTY

Exhaust Gas Recirculation (EGR) System

- › EGR gas temperature sensor
- › EGR valve
- › Associated parts

Ignition System

- › Distributor and internal parts
- › Ignition coil and ignitor
- › Ignition wires
- › Spark plugs*

Positive Crankcase Ventilation (PCV) System

- › Oil filler cap
- › PCV valve or orifice

Other Parts Used in Above Systems

- › Data link connector (8/80)
- › Hoses, clamps, fittings, tubing and mounting hardware
- › Malfunction indicator light and bulb (8/80)
- › Pulleys, belts and idlers
- › Sealing gaskets and devices
- › Sensors, solenoids, switches and valves

MAINTENANCE

You are responsible for performance of the required maintenance indicated in the *Owner's Manual* and this booklet. Scion will not deny a warranty claim solely because you do not have records to show that you maintained your vehicle. However, any failure or noncompliance caused by lack of maintenance is not covered by this warranty.

When maintenance and repairs are paid for by you, these services may be performed by you or by any automotive service provider you choose. Scion will not deny a warranty claim solely because you used a service provider other than an Authorized Servicing Dealership for maintenance and repairs. However, any failure or noncompliance caused by improper maintenance or repairs is not covered by this warranty.

* Warranted until first required maintenance under terms of the California Emission Control Warranty.
8/80 = Covered for eight years or 80,000 miles, whichever occurs first.

REPLACEMENT PARTS

To ensure optimum performance and maintain the quality built into your vehicle's emission control systems, Scion recommends the use of Scion Authorized Parts when servicing or repairing the systems.

Warranty coverage is not dependent upon the use of any particular brand of replacement parts, and you may elect to use non-Scion Authorized Parts for maintenance and repairs. However, use of replacement parts that are not equivalent in quality to Scion Authorized Parts may impair the effectiveness of the emission control systems.

If you use replacement parts that have maintenance or replacement schedules different from those of Scion Authorized Parts, you must follow the maintenance and replacement schedules for the parts you are using. In addition, you should ensure that such parts are warranted by their manufacturers to be equivalent to Scion Authorized Parts.

IF YOUR VEHICLE FAILS AN EMISSIONS TEST

If your vehicle fails an EPA-approved emissions test, you may make a claim under the Emission Performance Warranty. To do so, take your vehicle to an Authorized Servicing Dealership and present a copy of the emissions test report. Also, take your maintenance records in case they are needed.

If your claim qualifies for coverage, the dealership will repair your vehicle within 30 days (unless a shorter period is required by law). If your claim is denied, Scion will notify you in writing of the reason within the same period. If we fail to do so, we will repair your vehicle free of charge. The only exceptions allowed are when you request or agree to a delay, or when a delay is caused by factors beyond the control of Scion or the dealership.

For information on how to obtain service under the Emission Defect Warranty, see page 30, "Obtaining Warranty Service."

IF YOU HAVE QUESTIONS

If you have questions or concerns about your vehicle's federal emission warranty coverage, please follow the steps described under "If You Need Assistance" on pages 7-8. In the case of the Emission Performance Warranty, you may also request information from or report complaints to:

U.S. Environmental Protection Agency
Vehicle Programs & Compliance
Division (6405J)
Attn: Warranty Complaints
401 M Street SW
Washington, D.C. 20460

Vehicles equipped with a California Certified Emission Control System that are registered and operated in California or any state that adopts California emission warranty provisions are also covered by the California Emission Control Warranty (see page 22). Currently, Arizona, Connecticut, Maine, Maryland, Massachusetts, New Jersey, Oregon, Pennsylvania, Rhode Island, Vermont and Washington are the other states to which the California Emission Control Warranty applies.

DEALER CERTIFICATE

We (the dealership) want you to know that at the time your new Scion vehicle is being delivered:

- 1) On the basis of written notification furnished by Scion, we have knowledge that the vehicle is covered by an EPA Certificate of Conformity.
- 2) We have visually inspected those emission control devices or portions thereof that are visible without removing or adjusting any components or systems, emissions-related or otherwise. On the basis of this inspection, there are no apparent deficiencies in the installation of emission control devices by Scion. (For purposes of this certificate, "emission control devices" is limited to devices installed on a vehicle for the sole or primary purpose of controlling emissions and which were not in general use before 1968.)
- 3) We have performed all emission control system preparations required by Scion prior to the sale of the vehicle as set forth in Scion's current pre-delivery service manual.
- 4) Except as may be provided in Paragraph 5, if this vehicle fails an EPA-approved emissions test within three months or 4,000 miles (whichever comes first) of delivery to the ultimate purchaser, and the vehicle has been maintained and

used in accordance with the written instructions for proper maintenance and use, Scion will remedy the nonconformity free of charge under the terms of the Emission Performance Warranty.

- 5) If the vehicle was used as a company car or demonstrator, check the box and complete the following:
 - ☐ The vehicle with which this statement is delivered was placed into service as a company car or demonstrator prior to delivery. The Emission Performance Warranty period commenced on the date the vehicle was first placed into service, which was:

Month Day Year

Note: The dealership makes no representation or warranty that the emission control system or any part thereof is without defect or that the system will perform properly. The Emission Performance Warranty referred to in Paragraph 4 and furnished with the vehicle is solely that of the manufacturer.

This statement is required by section 207 of the Clean Air Act (42 U.S.C. 7541) and the EPA regulations issued thereunder.

Dealership Name

YOUR WARRANTY RIGHTS AND OBLIGATIONS

The California Air Resources Board (CARB) and Scion are pleased to explain the emission control system warranty for your 2013 vehicle. In California, new motor vehicles must be designed, built and equipped to meet the state's stringent anti-smog standards. CARB regulations require that Scion must warrant the emission control system on your vehicle for the time periods indicated on this page, provided there has been no abuse, neglect or improper maintenance of your vehicle.

Your emission control system may include parts such as the fuel injection system, ignition system, catalytic converter and engine computer. Also included may be hoses, belts, connectors and other emissions-related assemblies.

Where a warrantable condition exists, Scion will repair your vehicle at no cost to you, including diagnosis, parts and labor.

MANUFACTURER'S WARRANTY COVERAGE

- 1) For three years or 50,000 miles, whichever occurs first:
 - If your vehicle fails a smog-check test, all necessary repairs and adjustments will be made by Scion to ensure that your vehicle passes the test. This is your Emission Control System Performance Warranty.
 - If any emissions-related part on your vehicle is defective, the part will be repaired or replaced by Scion. This is your Short-Term Emission Control System Defect Warranty. Covered parts are listed on pages 17–18. Specific components may have longer coverage under the terms of the Powertrain Warranty.
- 2) For seven years or 70,000 miles, whichever occurs first:
 - If an emissions-related part listed on page 24 is defective, the part will be repaired or replaced by Scion. This is your Long-Term Emission Control System Defect Warranty.

OWNER'S WARRANTY RESPONSIBILITIES

You are responsible for performance of the required maintenance indicated in the *Owner's Manual* and this booklet. Scion recommends that you retain all receipts covering maintenance on your vehicle, but Scion cannot deny warranty coverage solely for the lack of receipts or your failure to ensure the performance of all scheduled maintenance.

You are responsible for presenting your vehicle to an Authorized Servicing Dealership as soon as a problem exists. The warranty repairs should be completed in a reasonable amount of time, not to exceed 30 days.

You should also be aware that Scion may deny you warranty coverage if your vehicle or a part has failed due to abuse, neglect, improper maintenance or unapproved modifications.

If you have any questions regarding your warranty rights and responsibilities, you should contact Scion Customer Experience at (866) 70-SCION, or (866) 707-2466. You may also contact the California Air Resources Board, Mobile Source Control Division, at 9528 Telstar Avenue, P.O. Box 8001, El Monte, CA 91734-8001.

WHAT IS NOT COVERED

These warranty obligations do not apply to failures or noncompliance caused by:

- › The use of replacement parts not certified in accordance with aftermarket parts certification regulations.
- › The use of replacement parts not equivalent in quality or design to original equipment parts.

Provisions under the "What Is Not Covered" section of the New Vehicle Limited Warranty also apply to this warranty.

PARTS LIST: LONG-TERM EMISSION DEFECT WARRANTY

The parts listed here are covered for seven years or 70,000 miles from the vehicle's in-service date, whichever occurs first.

Air/Fuel Metering System

- › Engine control computer (engine control module)
- › Throttle body
- › Transmission control computer (transmission control module)

Air Induction System

- › Intake manifold and intake air surge tank

Catalyst System

- › Exhaust front pipe (including catalytic converter)
- › Exhaust manifold (including catalytic converter)

Evaporative Control System

- › Fuel tank

MAINTENANCE

You are responsible for performance of the required maintenance indicated in the *Owner's Manual* and this booklet. Scion will not deny a warranty claim solely because you do not have records to show that you maintained your vehicle. However, any failure or noncompliance caused by lack of maintenance is not covered by this warranty.

When maintenance and repairs are paid for by you, these services may be performed by you or by any automotive service provider you choose. Scion will not deny a warranty claim solely because you used a service provider other than an Authorized Servicing Dealership for maintenance and repairs. However, any failure or noncompliance caused by improper maintenance or repairs is not covered by this warranty.

REPLACEMENT PARTS

To ensure optimum performance and maintain the quality built into your vehicle's emission control systems, Scion recommends the use of Scion Authorized Parts when servicing or repairing the systems.

Warranty coverage is not dependent upon the use of any particular brand of replacement parts, and you may elect to use non-Scion Authorized Parts for maintenance and repairs. However, use of replacement parts that are not equivalent in quality to Scion Authorized Parts may impair the effectiveness of the emission control systems.

If you use replacement parts that have maintenance or replacement schedules different from those of Scion Authorized Parts, you must follow the maintenance and replacement schedules for the parts you are using. In addition, you should ensure that such parts are warranted by their manufacturers to be equivalent to Scion Authorized Parts.

IF YOUR VEHICLE FAILS A SMOG-CHECK TEST

If your vehicle fails a smog-check test, you may make a claim under the Emission Performance Warranty. To do so, take your vehicle to an Authorized Servicing Dealership and present a copy of the smog-check test report. Also, take your maintenance records in case they are needed.

If your claim qualifies for coverage, the dealership will repair your vehicle within 30 days (unless a shorter period is required by law). If your claim is denied, Scion will notify you in writing of the reason within the same period. If we fail to do so, we will repair your vehicle free of charge. The only exceptions allowed are when you request or agree to a delay, or when a delay is caused by factors beyond the control of Scion or the dealership.

For information on how to obtain service under the Emission Defect Warranty, see page 30, "Obtaining Warranty Service."

CALIFORNIA EMISSION CONTROL WARRANTY

REPAIR DELAYS

If an Authorized Servicing Dealership is unable to complete repairs on your vehicle within 30 days, you may have the repairs made under Scion's provisions for emergency warranty repairs. See page 30 for details.

IF YOU HAVE QUESTIONS

If you have questions or concerns about your vehicle's California emission warranty coverage, please follow the steps described under "If You Need Assistance" on pages 7-8. You may also request information from or report complaints to:

California Air Resources Board
Mobile Source Control Division
9528 Telstar Avenue
P.O. Box 8001
El Monte, CA 91734-8001
(800) 242-4450

Vehicles equipped with a California Certified Emission Control System that are registered and operated in California or any state that adopts California emission warranty provisions are covered by this warranty. Currently, Arizona, Connecticut, Maine, Maryland, Massachusetts, New Jersey, Oregon, Pennsylvania, Rhode Island, Vermont and Washington are the other states to which this warranty applies. Vehicles covered by this warranty are also covered by the Federal Emission Control Warranty (see page 16).

OBTAINING WARRANTY SERVICE

The tires that come as original equipment on your vehicle are warranted by their manufacturer and not Scion. A separate warranty statement for the tires is in your glove box.

To obtain service for a tire defect, take the tire to an authorized dealer of the tire manufacturer. (Refer to your local phone directory for dealer locations.) Your Scion dealer may also be able to assist you in obtaining warranty service from the manufacturer.

For additional warranty information or service assistance, contact the tire manufacturer directly.

ORIGINAL EQUIPMENT TIRE MANUFACTURERS

Bridgestone/Firestone

535 Marriott Drive
Nashville, TN 37214
Bridgestone: (800) 847-3272
Firestone: (800) 356-4644

Michelin North America

One Park Way South
P.O. Box 19001
Greenville, SC 29602
(800) 847-3435

GENERAL INFORMATION

You are responsible for ensuring that your Scion is operated and maintained according to the instructions in the *Owner's Manual* and this booklet.

You should keep detailed records of vehicle maintenance, since under some circumstances they may be required for warranty coverage. These records should include date of service, mileage at time of service and a description of service performed and/or parts installed. For your convenience, a maintenance log is included in this booklet. If you sell your vehicle, you should give your maintenance records to the new owner.

Scion will not deny a warranty claim solely because you do not have records to show that you maintained your vehicle. However, damage or failures caused by improper maintenance or lack of maintenance are not covered under warranty.

WHERE TO GO FOR MAINTENANCE

You may have maintenance performed on your vehicle by any qualified person or facility. However, Scion recommends having maintenance performed by an Authorized Servicing Dealership.

Technicians at Authorized Servicing Dealerships are specially trained to maintain and repair Scion vehicles. They stay current on the latest service information through Scion technical bulletins, service publications and training courses. Many are also factory-certified. That means they have passed rigorous exams through both Scion and the National Institute for Automotive Service Excellence.

You can be confident you're getting the best possible service for your vehicle when you take it to an Authorized Servicing Dealership. Plus, an Authorized Servicing Dealership will always use Scion Authorized Parts designed specifically for your vehicle.

REPLACEMENT PARTS

Warranty coverage is not dependent upon the use of any particular brand of replacement parts. However, Scion recommends using only Scion Authorized Parts when you need to replace a part on your vehicle. Like all Scion products, Scion Authorized Parts are built to the highest standards of quality, durability and performance. They are also designed to fit your vehicle's exact specifications.

Your Authorized Servicing Dealership maintains an extensive inventory of Scion Authorized Parts to meet your vehicle service needs. And because it is linked electronically to Scion's Parts Distribution Centers, the dealership has quick access to any parts it may not have in stock.

Scion Authorized Parts are covered by their own warranty (see your dealer for details) or the remainder of any applicable New Vehicle Limited Warranty, whichever is longer.

Non-Scion Authorized Parts, or any damage or failures resulting from their use, are not covered by any Scion warranty.

BY GEOGRAPHIC REGION

In the United States, U.S. Territories and Canada

To obtain warranty service in the United States, U.S. territories or Canada, take your vehicle to an Authorized Servicing Dealership. If your vehicle cannot be driven, contact your nearest Authorized Servicing Dealership for towing assistance. You do not have to pay for towing to the nearest Authorized Servicing Dealership if your vehicle is inoperable due to failure of a warranted part.

Outside the United States, U.S. Territories and Canada

If you are using your vehicle outside the United States, U.S. territories and Canada and need warranty service, contact a local Toyota dealership. Please note, however, that your vehicle may not be repaired free of charge because the local Toyota distributor may have no obligation to provide warranty service for your vehicle, and/or your vehicle may not comply with local regulatory or environmental requirements.

EMERGENCY REPAIRS

If your vehicle is inoperable or unsafe to drive and there is no Authorized Servicing Dealership reasonably available to make repairs, you may perform the repairs yourself or have them performed by another automotive service provider. Scion will reimburse you for any of the repairs that are covered by warranty. To receive reimbursement, present to an Authorized Servicing Dealership your paid repair invoices and any parts that were removed from the vehicle. You will be reimbursed for warranted parts at the manufacturer's suggested retail price and warranted labor at a geographically appropriate hourly rate multiplied by Scion's recommended time allowance for the repair.

If your vehicle requires emergency repair, Scion assumes no liability for subsequent failures caused by improper repairs or the use of non-Scion Authorized Parts unless you have the vehicle properly repaired in a timely manner. To ensure that warranty coverage remains intact, have your vehicle inspected by an Authorized Servicing Dealership as soon as possible after an emergency repair.

THE IMPORTANCE OF SCHEDULED MAINTENANCE

Regular maintenance is essential to obtaining the highest level of performance, safety and reliability from your Scion. It can also increase your vehicle's resale value. The following pages are designed to help you make sure your vehicle receives proper and timely maintenance. Along with other important information related to vehicle service, you'll find factory-recommended maintenance guidelines and a log in which to document your vehicle's maintenance history.

In addition to scheduled maintenance, your vehicle requires ongoing general maintenance such as fluid checks and visual inspections. These procedures are explained in the "Vehicle Maintenance and Care" section of the Owner's Manual. Be sure to perform these procedures regularly to ensure the most trouble-free operation of your vehicle.

With proper maintenance and care, your vehicle will last longer and deliver more dependable, economical performance. Follow this booklet's recommendations and you'll enjoy maximum reliability and peace of mind from your Scion for many years to come.

Now that you've got your Scion on the road, you want to make sure it keeps going. That's where scheduled maintenance comes in. Taking your car in for regular service will help your ride run better and last longer. It will keep your repair bills down too.

This booklet makes it easy to keep your Scion running smoothly. It lists all the factory-recommended services and tells you when your vehicle needs them. Be sure to look this booklet over carefully and keep it in your glove box. Do what it says and your Scion should be happy for many miles to come.

IMPORTANT MAINTENANCE INFORMATION

It is especially important to both routinely check your vehicle's engine oil level (once a month) and regularly replace the engine oil and oil filter (see the Maintenance Log section of this booklet to determine how often you should change your vehicle's oil and filter). Failure to do so can cause oil starvation and or oil gelling, which can result in severe damage to your vehicle and require costly repairs that are not covered by the New Vehicle Limited Warranty.

Maintenance Records

To make sure your warranty coverage stays intact, you need to maintain your Scion according to the recommendations in this booklet. You should keep records of vehicle maintenance, including date and mileage at time of service and a description of service items performed and parts installed. The scheduled maintenance log can help you keep track of this information. If you sell your car, be sure to give your maintenance records to the new owner.

Scion will not deny a warranty claim solely because you don't have records to show that you maintained your vehicle. However, damage or failures caused by lack of proper maintenance are not covered under warranty.

Maintenance Providers

You can have maintenance and repair services done by any automotive service provider you choose, or you can do them yourself. Scion won't deny a warranty claim solely because you used a service provider other than a Scion dealership for maintenance and repairs. However, damage or failures caused by improper maintenance or repairs are not covered under warranty.

NOTE: Only Scion dealerships and Toyota dealerships are authorized to provide warranty service/repairs for your Scion.

Dealer-Recommended Maintenance

Your dealer may recommend more frequent maintenance intervals or more maintenance services than those listed in the scheduled maintenance log. These additional services are not required to maintain your warranty coverage. Ask your dealer to explain any recommended maintenance not included in the scheduled maintenance log.

For a complete description of Scion warranty coverages, see the Warranty Information portion of this booklet.

Miles or Months?

Scion recommends obtaining scheduled maintenance for your vehicle every 7,500 miles or seven and a half months, whichever comes first.

For example:

- > If you drive 7,500 miles in less than seven and a half months, you should obtain maintenance at **7,500 miles** - don't wait until six months.
- > If at seven and a half months you have driven less than 7,500 miles, you should obtain maintenance at **seven and a half months** - don't wait until 7,500 miles.

Be sure to keep an eye on your mileage so that you obtain maintenance when recommended. If you are a low-mileage driver, mark your calendar to remind yourself to obtain maintenance every six months.

Severe Operating Conditions

In addition to standard maintenance items, the maintenance log indicates services that should be performed on vehicles that are driven under especially demanding conditions. These "severe operating conditions" and their required maintenance items are clearly indicated in the chart. If one or more of the severe operating conditions outlined below better describes how you typically operate your vehicle, you will need to perform some maintenance services more often, follow the severe recommendations.

- > Repeated short distance driving.
- > Driving on rough and/or muddy roads.
- > Driving in high humidity areas or in mountainous areas.
- > Driving in dusty conditions.
- > Driving in extremely cold weather.
- > Driving in areas where road salts or other corrosive materials are used.
- > Living in coastal areas.

NOTE: You should perform these additional maintenance services if you drive *primarily* under any of the severe operating conditions indicated. If you drive only occasionally under these conditions, it is not necessary to perform the additional services.

Engine Oil Selection

Please refer to your Owner's Manual for the specific oil viscosity rating recommended for your vehicle/engine type.

SuperChrome and Alloy Wheel Care

If you purchased genuine Toyota accessory Aluminum Alloy Wheels, follow these cleaning guidelines to maintain the appearance of your alloy wheels:

- › If wheels are hot, wait for them to cool before washing.
- › Use a soft sponge or cotton cloth to apply the same mild car-wash soap as used for the vehicle body. Quickly rinse off with water. Use a soft cloth to apply the same car wax as used for the vehicle body.
- › DO NOT USE: Any kind of chemical based cleaners, alcohol, solvents, gasoline, steam cleaners, scouring pads, wire brushes, or coarse abrasives to clean your wheels.

Scheduled Maintenance

Maintenance Item	Maintenance Interval (Miles or Number of months, whichever occurs first) After the described period, continue to follow the described maintenance at the recommended intervals.											
	I = Inspect; R = Replace, Change, Tire Rotate or lubricate; T = Tighten to specified torque											
	Miles (000)	7.5	15	22.5	30	37.5	45	52.5	60	67.5	75	82.5
Maintenance Item	Months	7.5	15	22.5	30	37.5	45	52.5	60	67.5	75	82.5
		7.5	15	22.5	30	37.5	45	52.5	60	67.5	75	82.5
Automatic transmission												
Bolts and nuts on chassis	Driving on dirt or dusty roads	T	T	T	T	T	T	T	T	T	T	T
	Normal				R				R			R
Brake fluid	Severe	When operating in high humidity areas or in mountainous areas, replace every 15,000 miles or 15 months, whichever occurs first										
	Normal	I	I	I	I	I	I	I	I	I	I	I
Brake lines and hoses	Driving on dirt or dusty roads	I	I	I	I	I	I	I	I	I	I	I
	Severe	When operating in areas where road salts or other corrosive materials are used; if living in coastal areas, inspect every 7,500 miles or 7.5 months, whichever occurs first.										
Brake pads and discs	Normal	I	I	I	I	I	I	I	I	I	I	I
	Severe	Repeated short driving distance, driving on rough and/or muddy roads; driving in areas where road salts or other corrosive materials; living in coastal areas, inspect every 7,500 miles or 7.5 months, whichever occurs first.										

Maintenance Item	Maintenance Interval (Miles or Number of months, whichever occurs first) After the described period, continue to follow the described maintenance at the recommended intervals. I = Inspect; R = Replace, Change, Tire Rotate or lubricate; T= Tighten to specified torque													
	Miles (000)	7.5	15	22.5	30	37.5	45	52.5	60	67.5	75	82.5	90	
	Months	7.5	15	22.5	30	37.5	45	52.5	60	67.5	75	82.5	90	
	Normal		R		R		R		R		R		R	
Cabin air filter	Note: Driving in heavy traffic, on dirt roads or in urban, dusty or desert areas may shorten the life of the cabin air filter. Replacement may be needed if you notice reduced air flow from the air conditioner and heater or if the windows fog easily when you use the “fresh” mode. Consult your dealer if any of these conditions occur.													
Drive shaft boots	Clutch fluid and system operations		I		I		I		I		I		I	
	Drive belt				I				I				I	
	Normal		I		I		I		I		I		I	
	Driving on dirt or dusty roads	I	I	I	I	I	I	I	I	I	I	I	I	
Engine oil and oil filter	Severe	Repeated short driving distance; driving on rough and/or muddy roads; when operating on rough and/or muddy roads; driving in extremely cold weather; in areas where road salts or other corrosive materials are used; if living in coastal areas, inspect every 7,500 miles or 7.5 months, whichever occurs first												
	Normal	R	R	R	R	R	R	R	R	R	R	R	R	
Engine oil and oil filter	Severe	Repeated short distance driving; driving in extremely cold weather, replace every 3,750 miles or 3 and 3/4 months, whichever occurs first												

Scheduled Maintenance

Maintenance Item	Maintenance Interval (Miles or Number of months, whichever occurs first) After the described period, continue to follow the described maintenance at the recommended intervals. I = Inspect; R = Replace, Change, Tire Rotate or lubricate; T= Tighten to specified torque													
	Miles (000)	7.5	15	22.5	30	37.5	45	52.5	60	67.5	75	82.5	90	
	Months	7.5	15	22.5	30	37.5	45	52.5	60	67.5	75	82.5	90	
	Inspect					I				I			I	
Engine coolant	Replace	First replace at 137,500 miles or 132 months, then replace at every 75,000 miles or 72 months, whichever occurs first												
	Note: See the “Explanation of Maintenance Items” section in the back of this guide for more information.													
Engine air filter	Normal					R				R			R	
	Driving on dirt or dusty roads	I	I	I	I	R	I	I	I	R	I	I	R	
	Note: When the vehicle is used in extremely dusty conditions, the air filter cleaner element should be replace more often													
Driver’s floor mat proper installation, fuel lines and connections, fuel tank vapor vent system hoses and fuel tank band	Driver’s floor mat proper installation	I	I	I	I	I	I	I	I	I	I	I	I	
	Normal					I				I			I	
	Severe	When operating in areas where road salts or other corrosive materials are used; if living in coastal areas, inspect every 7,500 miles or 7.5 months, whichever occurs first												
Fuel filter	Normal											R		
	Note: When operating the vehicle in extremely cold or hot weather conditions, contamination of the filter may occur and filter replacement should be performed more often													

Maintenance Item		Maintenance Interval (Miles or Number of months, whichever occurs first) After the described period, continue to follow the described maintenance at the recommended intervals. I = Inspect; R = Replace, Change, Tire Rotate or lubricate; T= Tighten to specified torque												
		Miles (000)	7.5	15	22.5	30	37.5	45	52.5	60	67.5	75	82.5	90
		Months	7.5	15	22.5	30	37.5	45	52.5	60	67.5	75	82.5	90
Fuel tank cap gasket						I								I
Manual transmission oil					I			I			I			I
		Normal				I				I				I
Parking brake linings and drums		Severe	When operating in areas where road salts or other corrosive materials are used; if living in coastal areas, inspect every 7,500 miles or 7.5 months, whichever occurs first											
Rear differential oil			I	I	I	I	I	I	I	I	I	I	I	I
Spark plugs										R				
		Normal		I		I		I		I		I		I
		Driving on dirt or dusty roads	I	I	I	I	I	I	I	I	I	I	I	I
Steering gear box		Severe	When operating on rough and/or muddy roads; driving in extremely cold weather; in areas where road salts or other corrosive materials are used; if living in coastal areas, inspect every 7,500 miles or 7.5 months, whichever occurs first											

Scheduled Maintenance

Maintenance Item	Maintenance Interval (Miles or Number of months, whichever occurs first) After the described period, continue to follow the described maintenance at the recommended intervals. I = Inspect; R = Replace, Change, Tire Rotate or Lubricate; T = Tighten to specified torque													
	Miles [000]	7.5	15	22.5	30	37.5	45	52.5	60	67.5	75	82.5	90	
	Months	7.5	15	22.5	30	37.5	45	52.5	60	67.5	75	82.5	90	
	Normal		I		I			I		I		I		
Suspension ball joints and dust covers	Driving on dirt or dusty roads	I	I	I	I	I	I	I	I	I	I	I	I	
	Severe	When operating on rough and/or muddy roads; driving in extremely cold weather; in areas where road salts or other corrosive materials are used; if living in coastal areas, inspect every 7,500 miles or 7.5 months, whichever occurs first												
	Tire rotation	R	R	R	R	R	R	R	R	R	R	R	R	

The following descriptions are provided to give you a better understanding of the maintenance items that should be performed on your vehicle. The scheduled maintenance log indicates at which mileage/time intervals each item should be performed. Please note that many maintenance items should be performed only by a qualified technician.

For further information on maintenance items you can perform yourself, see the "Vehicle Maintenance and Care" and "Do-It-Yourself Maintenance" sections of the *Owner's Manual*.

Ball Joints and Dust Covers

Check the suspension and steering linkage ball joints for looseness and damage. Check all dust covers for deterioration and damage. Replace any deteriorated or damaged parts. A qualified technician should perform these operations.

Brake Lines and Hoses

Visually inspect for proper installation. Check for chafing, cracks, deterioration and signs of leakage. Replace any deteriorated or damaged parts. A qualified technician should perform these operations.

Brake Linings/Drums and Brake Pads/Discs

Check the brake linings (shoes) and drums for scoring, burning, fluid leakage, broken parts and excessive wear. Check the pads for excessive wear and the discs for runout, excessive wear and fluid leakage. Replace any deteriorated or damaged parts. A qualified technician should perform these operations.

Cabin Air Filter

Replace at specified intervals. Driving in heavy traffic, on dirt roads or in urban, desert or dusty areas may shorten filter's life. More frequent replacement may be necessary.

Differential Oil

Inspect at specified intervals. When performing inspections, check each component for signs of leakage. If you discover any leakage, have it repaired by a qualified technician immediately.

Drive Belts

Inspect for cracks, excessive wear and oiliness. Check the belt tension and adjust if necessary. Replace the belts if they are damaged.

Drive Shaft Boots

Check the drive shaft boots and clamps for cracks, deterioration and damage. Replace any deteriorated or damaged parts and, if necessary, repack the grease. A qualified technician should perform these operations.

Driver's Floor Mat

- › Only use the driver's floor mat designed specifically for the model and model year of your vehicle.
- › Always properly secure the driver's floor mat using the retaining hooks.
- › Never install another floor mat on top of the existing driver's floor mat.
- › Never install the driver's floor mat upside down.

Engine Air Filter

Replace at specified intervals. When performing inspections, check for damage, excessive wear and oiliness, and replace if necessary.

Engine Coolant, Radiator and Condenser

Drain the cooling system and refill with an ethylene-glycol type coolant. Inspect the radiator, condenser and/or intercooler for leaves, dirt and insects, and clean if necessary. Inspect hoses and connections for corrosion and leaks. Tighten connections and replace parts when necessary. A qualified technician should perform these operations. (For further details, refer to "Radiator, Condenser and Hoses" in the "Vehicle Maintenance and Care" section of the *Owner's Manual*).

Your Scion is equipped with Genuine Toyota Super Long-Life Coolant (SLLC) BLUE. The replacement intervals for engine coolant recommended in this booklet are based on replacement with Genuine Toyota Super Long-Life Coolant (SLLC) BLUE or similar high-quality non-silicate, non-amine, non-borate ethylene-glycol coolant with long-life hybrid organic acid technology (i.e., a combination of low phosphates and organic acids). If another type of ethylene-glycol coolant is used, replacement intervals may be different. Do not use plain water.

Engine Oil and Oil Filter

Replace the oil filter and drain and refill the engine oil at specified intervals. For recommended oil grade and viscosity, refer to the *Owner's Manual*.

Fuel Lines and Connections, Fuel Tank Vapor Vent System Hoses and Fuel Tank Band

Visually inspect for corrosion, damage, cracks, and loose or leaking connections. Tighten connections or replace parts as necessary.

Fuel Tank Cap Gasket

Visually inspect for cracks, deterioration and damage and replace if necessary.

Nuts and Bolts on Chassis and Body

Re-tighten the seat-mounting bolts and front/rear suspension member retaining bolts to specified torque.

Spark Plugs

Replace at specified intervals. Install new plugs of the same type as originally equipped. A qualified technician should perform this operation.

Steering Gear Box

Inspect for signs of leakage. If you discover any leakage, have it repaired immediately by a qualified technician.

Steering Linkage and Boots

With the vehicle stopped, check for excessive freeplay in the steering wheel. Inspect the linkage for bending and damage and the dust boots for deterioration, cracks and damage. Replace any damaged parts. A qualified technician should perform these operations.

Tire Rotation

Tires should be rotated according to the instructions in the *Owner's Manual*. When rotating tires, check for damage and uneven wear. Replace if necessary.

Automatic Transmission Fluid or Manual Transmission Oil

Inspect or replace at specified intervals. When performing inspections, check each component for signs of leakage. If you discover any leakage, have it repaired by a qualified technician immediately.

VEHICLE IDENTIFICATION

Model _____

In-service date _____

Selling dealership _____

Key number _____

Body style _____


Mileage at delivery _____

Selling dealership phone number _____

Vehicle Identification Number _____



NO POSTAGE
NECESSARY
IF MAILED
IN THE
UNITED STATES



BUSINESS REPLY MAIL
FIRST-CLASS MAIL PERMIT NO. 443 TORRANCE, CA

POSTAGE WILL BE PAID BY ADDRESSEE

SCION CUSTOMER LOYALTY WC13
TOYOTA MOTOR SALES USA INC
PO BOX 2991
TORRANCE CA 90509-9809

